



ELD 1 Language Function and Construction

Lesson 6

Connecting ideas

*Students learn how to combine clauses to make connections
between ideas and to join ideas*

*(for example, creating compound sentences using “and”, “but”, and “so”;
creating complex sentences using “because”)*





Warm Up and Review

Remind students that we use conjunctions to connect thoughts and ideas when we speak and write.

Show the **Conjunctions Cards (Teachers)** and review the information on the card (conjunction, purpose or function, and examples).

Task #1: Use Conjunction Cards (Students) for Speaking and Reading Practice

- Divide students into pairs.
- Ask students to cut out each of the conjunction cards and place them face up on the table.
- Ask students to take turns reading each of the cards.
- Ask students to practice using the conjunctions in a complete sentence.
- Ask student pairs to hold up the conjunction that is used to for a certain purpose (say the purpose, such as to connect items or ideas/difference or exceptions, out loud).

Task #2: Use Conjunction Picture Cards (Teacher and Students) for Oral Practice

- Divide students into pairs.
- Show each of the Oral Rehearsal Picture Cards (Teacher and Students) and ask students to choose a Conjunction Picture Card and orally create a sentence using the conjunction. Students' answers may vary, but it may be necessary to refer back to the original examples.
- Ask student pairs to take turns sharing their sentence using the appropriate conjunction card.

Task #3: Practice Writing with Conjunctions Activity Sheet






- Ask students to continue working in pairs or individually.
- Ask students look at the picture on the right side of the page.
- Ask students to discuss and take turns writing an appropriate conjunction to complete the sentence.
- Ask student to share their answers.

Note: You have the option to assign students the Lesson 6 Practice Assignment in the online program instead of the Activity Sheet.









Conjunctions Cards (Teacher)

<p>and</p>	<p>connects items or ideas</p>	<p>I always put a pencil <u>and</u> paper in my backpack.</p>  <p>We like to eat fruit for lunch <u>and</u> pizza for dinner.</p> 
<p>or</p>	<p>choice or possibility</p>	 <p>The students can either eat lunch in the cafeteria <u>or</u> outside on the benches.</p>
<p>but</p>	<p>differences or exceptions</p>	 <p>I like to run, <u>but</u> my brother likes to ride his bike.</p> <p>My friends like to listen to music <u>but</u> they do not like to dance.</p> 





<p>so</p>	<p>consequence</p>	  <p>The pencil sharpener did not work <u>so</u> he used a pen.</p>
<p>because</p>	<p>reason</p>	  <p>Our football game was cancelled <u>because</u> it rained all day.</p>





Task 1: Conjunction Cards (Students)

and

or

but

so

because





Task #2: Conjunction Picture Cards (Teacher and Students)

<p>Conjunction Picture Cards</p>	










Task #3: Conjunctions Activity Sheet

Name(s): _____

Directions: Write in a conjunction that connects the sentence or idea.

and because so but or

<p>1. We went to the beach _____ it was a warm day.</p>	
<p>2. My mom likes to drink coffee _____ tea every morning.</p>	
<p>3. The car did not start _____ we took the bus to school.</p>	
<p>4. My sister has long hair _____ my brother has short hair.</p>	
<p>5. I can play soccer today _____ swim in the pool.</p>	





★ Challenge Practice



Practice writing sentences using a connector word (**and, or, but, so, because**).

Copyright © 2019-2023 Language Tree Online, Inc.

All rights reserved. No part of this publication may be reproduced, distributed, or transmitted in any form or by any means, including photocopying, recording, or other electronic or mechanical methods, without the prior written permission of the publisher.

www.languagetreeonline.com

