



ELD 1 Collaborative Listening and Speaking

Lesson 1

Asking and Answering Wh-Questions

Students learn how to ask and answer wh- (who, what, why, when, where) questions.





Warm Up and Review

1. Asking and Answering Wh-Questions

Review by asking a student a wh-question, such as:

- “**What** is your favorite subject?”

The student should answer in a complete sentence.

- **Possible Answer:** “My favorite subject is history.”

Remind students that when we ask or answer a wh-question, we have to listen and think about the type of wh- word that is being used.

- **Who** — We ask a **who** question to get information about a person.
- **What** — We ask a **what** question to get information about something.
- **Where** — We ask a **where** question to get information about a location.
- **When** — We ask a **when** question to get information about time, days, season, month or year.
- **Why** — We ask a **why** question to get information about the reason for something.

Give students a copy of the **Wh-Word Cards** and have them cut the cards out. Hold up each Wh-Word Card and read the word aloud while the students hold up the same card and say the wh-word aloud. Invite students to provide examples of wh- questions and answers.

Task #1: Matching Wh-Answers to Questions

Students should use their **Task #1: Wh-Response Cards** for this exercise. Have them work pairs to practice finding answers to the questions that you will ask.

Ask the students to hold up the correct response card after you ask the wh-question.

Question: “Who is going to the school dance on Friday?”

Response Card: My friends are going to the school dance on Friday.

Question: “Where is the office?”

Card: The office is at the front of the school.

Question: “When do we celebrate Valentine’s Day?”

Response Card: We celebrate Valentine’s Day on February 14.

Question: “What is your favorite flavor of ice cream?”

Response Card: Chocolate is my favorite flavor of ice cream.

Question: “Why is she wearing a jacket?”

Response Card: She is wearing a jacket because it is going to rain.





Task #2: Matching Wh-Questions to Answers

Tell the students to use the **Task #2: Wh-Question Cards** and work in pairs to practice finding the correct questions to the answers that you will read.

Say: “The janitor cleans the classrooms.”

Question Card: Who cleans the classrooms in the school?

Say: “He eats a sandwich and fruit.”

Question Card: What does he eat for lunch?

Say: “I like to put my folder and my books in my backpack.”

Question Card: Why do you carry a backpack?

Say: “You can buy water at the cafeteria.”

Question Card: Where can I buy water?

Say: “The soccer game is on Saturday.”

Question Card: What day is the soccer game?

Task #3: Writing Answers to Wh-Questions

- Students work individually or in pairs to complete the **Task #3: Wh-Answers Activity Sheet**
- Ask them to read the wh-question and then think about, or discuss, the appropriate answer
- Write the answer in the line provided

Task #4: Writing Wh-Questions

- Students work individually or in pairs to complete the **Task #4: Wh-Questions Activity Sheet**
- Ask them to read the answer and then think about, or discuss, the appropriate wh-question
- Write the wh-question in the line provided

Extension Activity

- Working in pairs, have students create four of their own wh-questions and corresponding answers on the **Extension Activity Frames**
- Ask students to share with the class

Note: You can assign students to work in the CLS Lesson 1 Practice Assignment in the program in place of the Activity Sheet.





Wh- Word Cards

who	what	where
when	why	





Task #1: Wh- Response Cards

My friends are going to the school dance on Friday.

The office is at the front of the school.

We celebrate Valentine's Day on February 14.

Chocolate is my favorite flavor of ice cream.

She is wearing a jacket because it is going to rain.





Task #2: Student Wh- Question Cards

Who cleans the classrooms in the school?

What does he eat for lunch?

Why do you carry a backpack?

Where can I buy water?

What day is the soccer game?











Task #3: Wh- Answers Activity Sheet

Name(s): _____

Direction: Look at the pictures below. Read the question and create an answer for that question.

<p>Example:</p> <p>Question: What is her favorite food?</p> <p>Answer: <u>Her favorite food is pizza.</u></p>	
<p>1. Question: Who does he talk to during class?</p> <p>Answer: _____</p>	
<p>2. Question: What does she wear to school?</p> <p>Answer: _____</p>	
<p>3. Question: Where can the students find books to read?</p> <p>Answer: _____</p>	
<p>4. Question: Why did she stay home from school?</p> <p>Answer: _____</p>	
<p>5. Question: When would you like to go to the park?</p> <p>Answer: _____</p>	










Task #4: Wh- Questions Activity Sheet

Name(s): _____

Direction: Look at the pictures below. Read the answer provided and write a wh-question for that answer.

<p>1. Question: _____</p> <p>Answer: My brother is eating chips.</p>	
<p>2. Question: _____</p> <p>Answer: They are playing basketball.</p>	
<p>3. Question: _____</p> <p>Answer: The cat is hiding in the tree.</p>	
<p>4. Question: _____</p> <p>Answer: She likes to run at night.</p>	
<p>5. Question: _____</p> <p>Answer: She is washing the table because it is dirty.</p>	





Name(s): _____

Extension Activity Frames

Question:
Answer:

Question:
Answer:

Question:
Answer:

Question:
Answer:





Copyright © 2019-2025 Language Tree Online, Inc.

All rights reserved. No part of this publication may be reproduced, distributed, or transmitted in any form or by any means, including photocopying, recording, or other electronic or mechanical methods, without the prior written permission of the publisher.

www.languagetreeonline.com

