



**Newcomers Access for
Collaborative Listening and Speaking**

Lesson 1
**Asking and
Answering Yes/No
Questions**

Students learn how to engage in conversational exchanges and express ideas on familiar topics by asking yes/no questions and responding using phrases and short sentences.





A. Asking and Answering Yes/No Questions

Input #1: Asking Yes/No Questions

Hold up the **Asking Yes/No Questions Picture Cards** and model asking the following yes/no questions. These cards help to scaffold asking questions.

- *"Do you like hamburgers?"*
- *"Do you like pizza?"*
- *"Do you like cookies?"*

Note: Students may respond non-verbally such as a nod, or a simple yes or no, which is fine, but continue modeling asking the questions.

Use the additional **Asking Yes/No Questions Picture Cards** to continue modeling asking questions.

- *"Do you wear shoes?"*
- *"Do you use a computer?"*

Check for Understanding

Observe students as they practice asking questions.

- Invite students to ask you questions using the same question cards that were used for practice.
- Respond to students using a complete sentence. This will also be an opportunity for students to hear different types of responses. Below are some examples:
 - Student: Do you like pizza? Teacher: Yes, I like to eat pizza.
 - Student: Do you have shoes? Teacher: Yes, I have shoes on my feet.
- Use the rubric below to assess students' responses.

3	The student <u>asks</u> a complete question using correct syntax.
2	The student asks a question but does <u>not</u> use correct syntax. Example: "You do like the chips?"
1	The student attempts to <u>ask</u> a question but has missing words and incorrect syntax.
0	No response





Input #2: Answering Yes/No Questions

Model answering yes/no questions using the **Answering Yes/No Questions Picture Cards**. These cards help to scaffold answering questions.

- Point to the picture and the question mark and say, *"Do you like pizza?"*
- Point to the yes/no answers and the picture and say, *"Yes, I like pizza"*, or *"No, I do not like pizza."*

Use the additional **Answering Yes/No Questions Picture Cards** to continue modeling how to answer questions.

- *"Do you wear shoes?" "Yes, I wear shoes on my feet."*
- *"Do you have a computer?" "Yes, I have a computer on my desk."*

Check for Understanding

Observe students as they practice answering Yes/No questions.

- Invite students to answer questions using the same cards that were used for **Answering Yes/No Questions Picture Cards** practice.
- Use the rubric below to assess students' responses.

3	The student <u>asks</u> a complete question using the correct syntax.
2	The student asks a question but does <u>not</u> use the correct syntax. Example: "You do like the chips?"
1	The student attempts to <u>ask</u> a question but has missing words and incorrect syntax.
0	No response





Collaborative Practice Task #1: Asking Yes/No Questions

- Divide students into pairs or small groups of no more than 4 participants.
- Place **Asking Yes/No Question Picture Cards** in a pile in front of students.
- Students take turns selecting a card and asking a question only.
- If the question is correctly asked, the student keeps the card. If the student is unable to ask a question, put it at the bottom of the pile.
- Once there are no longer any cards left in the deck, the student with the most picture cards wins the round.

Collaborative Practice Task #2: Answering Yes/No Questions


- Divide students into pairs or small groups of no more than 4 participants.
- Provide each student pair with a set of **Answering Yes/No Question Picture Cards** (no more than 8 cards).
- Ask students to place the cards in a pile between them.
- Student #1 in the group picks up a question card from a pile and asks a question. Student #2 responds.
- If a question is asked and answered by the students, then the card is removed from the pile.
- If a question cannot be asked or answered, then the card goes back to the bottom of the pile.

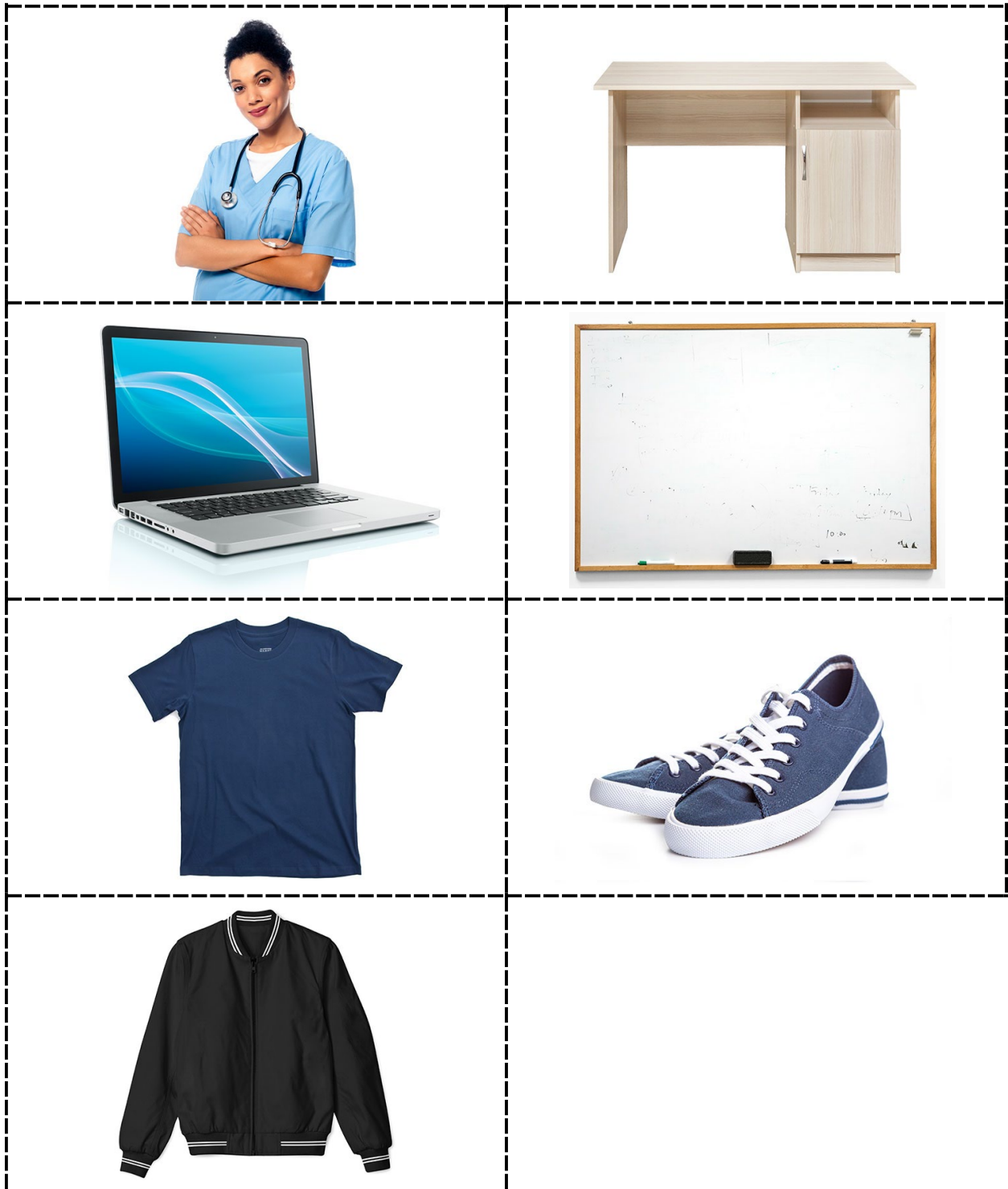
Helpful Hints	Teachers may want to participate in the Collaborative Practice activity if there is only a small number of students in the group.
	Teachers will need to create several card decks if there is more than one group working on the activity.
	Student groups should be in proximity of one another so the teacher can observe the students, reinforce procedures, or to clarify understanding.





Functional Vocabulary Picture Cards







Asking Yes/No Questions Picture Cards

	?		?
	?		?
	?		?
	?		?
	?		?





	?		?
	?		?
	?		



















Answering Yes/No Questions Picture Cards

	?	Yes No	
	?	Yes No	
	?	Yes No	
	?	Yes No	
	?	Yes No	
	?	Yes No	
	?	Yes No	
	?	Yes No	



	?	Yes No	
	?	Yes No	
	?	Yes No	
	?	Yes No	
	?	Yes No	
	?	Yes No	
	?	Yes No	












Connect to Writing: Asking and Answering Yes/No Questions





Instructions: Read each statement below. Use the word bank to create yes or no questions and answers.

No	you	Yes	?	Do	shirt	Yes	pizza	Do	Valentine's Day
----	-----	-----	---	----	-------	-----	-------	----	-----------------

	_____ you like to eat pizza?
	_____, I like to eat _____.
	_____ you wear a jacket to school?
	_____, I wear a _____ to school.
	Do _____ like to celebrate Valentine's Day?
	_____, I like to celebrate _____.
	Do you have a computer_____





	<p>_____ is Valentine's Day.</p> <p>Valentine's Day is on _____.</p>
	<p>_____ do you like to eat for lunch?</p> <p>I like to eat _____ for lunch.</p>
	<p>_____ is he wearing a jacket?</p> <p>He is wearing a jacket because it is _____.</p>
	<p>_____ works in the classroom?</p> <p>The _____ works in the classroom.</p>
<p>Who, What, Where, When, Why</p>	<p>_____?</p> <p>_____.</p>
<p>Who, What, Where, When, Why</p>	<p>_____?</p> <p>_____.</p>





Copyright © 2019-2025 Language Tree Online, Inc.

All rights reserved. No part of this publication may be reproduced, distributed, or transmitted in any form or by any means, including photocopying, recording, or other electronic or mechanical methods, without the prior written permission of the publisher.

www.languagetreeonline.com

